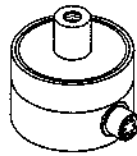


CAUTIONS

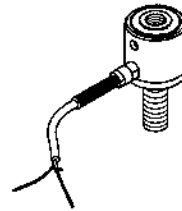
- 1) DO NOT PULL ON OR CARRY SENSOR BY CABLE.
- 2) BE CAREFUL NOT TO APPLY FORCE ON OR MOUNT WITH ANYTHING IN CONTACT OF THE DIAPHRAGM (L1650 up to 1000 lb ONLY).
- 3) ANY TAMPERING OR REMOVAL OF COVER, CABLE AND/OR CONNECTOR WILL VOID WARRANTY.
- 4) ALWAYS HAVE LOAD CELL PLUGGED IN DURING INSTALLATION.

MOUNTING

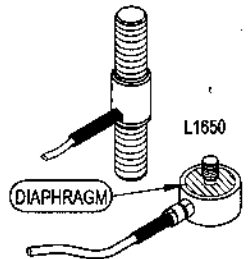
FEMALE TO FEMALE



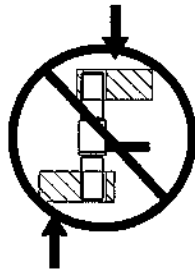
FEMALE TO MALE




MALE TO MALE



- 1**
- LOAD MUST BE EVEN, CENTERED AND IN LINE



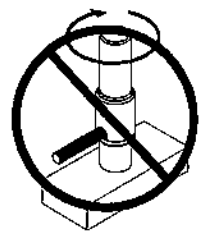
- 2**
- TENSION LOADING MUST BE IN LINE WHEN COMPENSATING LINKAGES ARE NOT USED



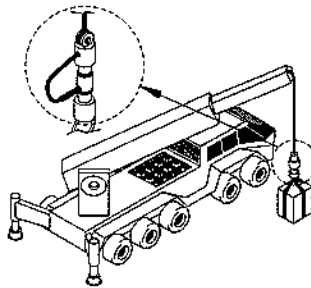
- 3**
- LOAD MUST BE FLAT AND PARALLEL WHEN COMPENSATING LINKAGES ARE NOT USED



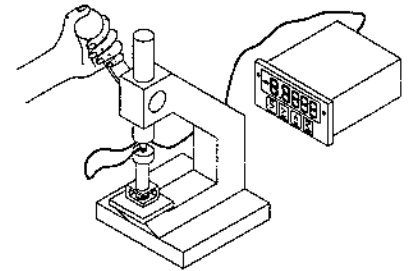
- 4**
- AVOID OR MINIMIZE TORQUE DURING INSTALLATION



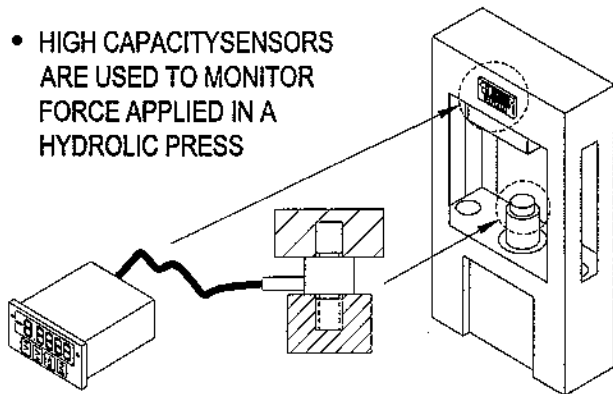
- 5**
- HIGH CAPACITY SENSOR COULD BE USED TO MONITOR WEIGHT FOR CRANES



- 6**
- SENSOR MAY BE USED TO MONITOR FORCES IN AN ARBOR PRESS

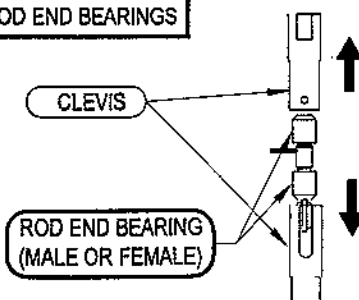


- 7**
- HIGH CAPACITY SENSORS ARE USED TO MONITOR FORCE APPLIED IN A HYDROLIC PRESS



- 8**
- ROD END BEARINGS WITH CLEVISSES OR ALIGNMENT COUPLERS MAY BE USED TO MAKE UP FOR MISALIGNMENT

ROD END BEARINGS



ALIGNMENT COUPLERS

